

**Exam : Adobe 9A0-036**

**Title : Photoshop Adobe  
PhotoShop CS ACE Exam**

**Version : Demo**

## Important Note, Please Read Carefully

### Other VisualExams products

[All visualexams IT Exam Products](#)

### Our products of Offline Testing Engine

Use the offline Testing engine product to practice the questions in an exam environment.

Build a foundation of knowledge which will be useful also after passing the exam.

[visualexams Testing Engine](#)

### Latest Version

We are constantly reviewing our products. New material is added and old material is revised. Free updates are available for 90 days after the purchase. You should check your member zone at VisualExams and update 3-4 days before the scheduled exam date.

Here is the procedure to get the latest version:

1. Go to <http://www.visualexams.com/>
2. Log in the **User Center**
3. The latest versions of all purchased products are downloadable from here. Just click the links.

### Feedback

If you spot a possible improvement then please let us know. We always interested in improving product quality.

Feedback should be send to [visualexams@hotmail.com](mailto:visualexams@hotmail.com). You should include the following: Exam number, version, page number, question number, and your login Account.

Our experts will answer your mail promptly.

### Explanations

This product does not include explanations at the moment. If you are interested in providing explanations for this exam, please contact [visualexams@hotmail.com](mailto:visualexams@hotmail.com).

## Features

- Comprehensive questions with complete details
- Instant Downloadable in PDF form.
- Verified Answers Researched by Industry Experts
- Questions accompanied by exhibits.
- Drag and Drop questions as experienced in the Actual Exams.
- These questions and answers are backed by our GUARANTEE.
- Questions updated on regular basis.
- Like actual certification exams our product is in multiple-choice questions (MCQs)

Want to earn a Microsoft certification like [MCSE](#), [MCSE 2003](#), [CCNA](#), [CCNP](#)? Thinking about getting an [A+](#) or [CCSP](#)?

A, [CCSP](#) or [Network+](#) Certification with less effort and time. You will be astonished at the theoretical and practical knowledge you will acquire in such a short period of time using our Certification Training Products. Our Study material will enable you to pass your [Microsoft](#), Your [Cisco](#) and any other certification on the very first attempt.

## Guarantee

Visualexams provides the most competitive quality of all exams for the customers, we guarantee your success at the first attempt with only our Certification Question&Answers, if you do not pass the exam at the first time, we will not only arrange FULL REFUND for you, but also provide you another exam of your claim, ABSOLUTELY FREE!

1. Which layer parameter can be saved when creating a Layer Comp?

- A. layer styles
- B. layer opacity
- C. layer stacking order
- D. layer blending mode

**Answer:** A

2. Which items are saved as part of a workspace?

- A. tool settings and palette positions
- B. tool settings and keyboard shortcuts
- C. palette positions and keyboard shortcuts
- D. the positions of all open palettes and the toolbox

**Answer:** D

3. Which parameter can you monitor in the Status Bar?

- A. the name of the active layer
- B. the document's color profile
- C. the name of the active document
- D. the document's modification date

**Answer:** B

4. You want to paint a layer by using the Brush tool with an opacity setting of 50%. Where do you change the opacity setting?

- A. Status Bar
- B. Layer palette
- C. Brushes palette
- D. Tool Options Bar

**Answer:** D

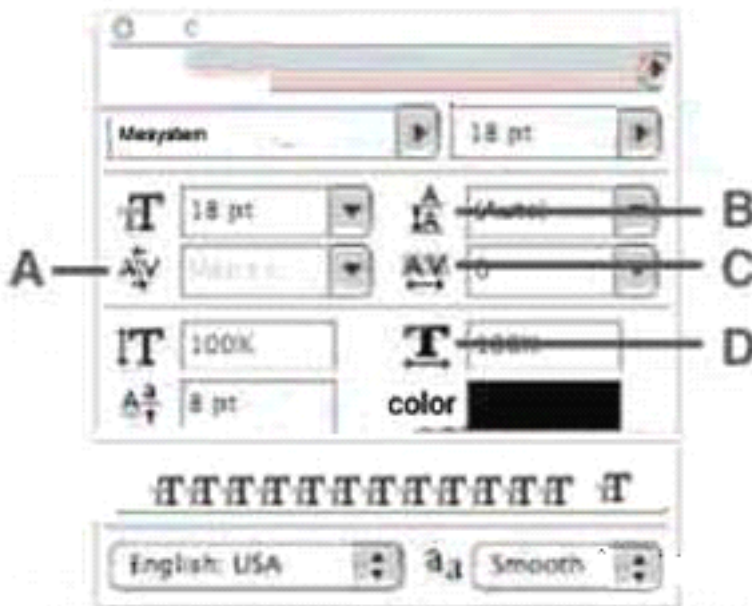
5. You have created several custom contours for Drop Shadow effects. You want to save the custom contours as a set while maintaining the default contours.

What should you do?

- A. from the Styles palette menu, choose Save Styles
- B. from the Layer palette menu, choose New Layer Set
- C. in the Preset Manager dialog box, select the contours and click on Save Set
- D. while editing contours in the Layer Style dialog box, choose Save Contours from the fly-out menu.

**Answer: C**

6. Exhibit.



Which Character palette option controls kerning?

- A. A
- B. B
- C. C
- D. D

**Answer: A**

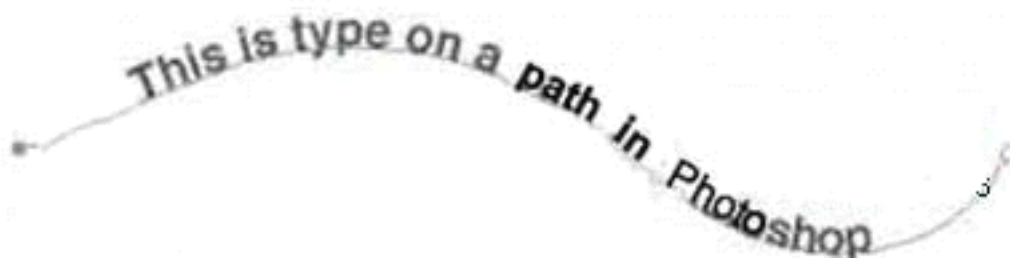
7. You have selected the Type tool. You want to create a new type layer overlapping a previous one.

What should you do?

- A. double click with the Type tool
- B. hold down the Shift key as you click with the Type tool
- C. hold down the Option (Mac OS) or Alt (Windows) key as you click with the Type tool.
- D. Hold down the Command (Mac OS) or Ctrl (Windows) key as you click with the Type tool.

**Answer: B**

8. Exhibit.

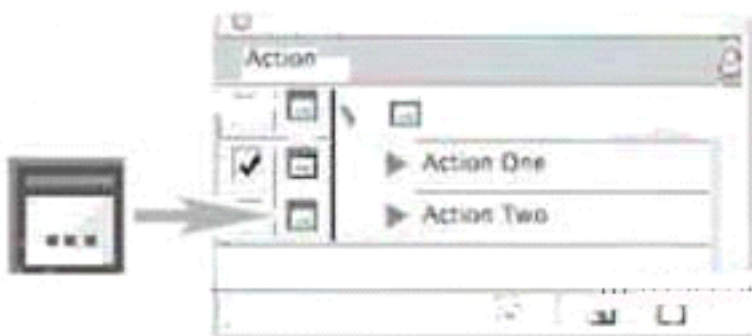


Which tool (s) should you use to drag the type?

- A. Move tool
- B. Path Type tool
- C. Horizontal or Vertical Type tool
- D. Path Selection or Direct Selection tool

**Answer: D**

9. Exhibit.



In the exhibit, what does the icon on the left indicate?

- A. that the action is currently being recorded
- B. that all the steps in the action offer the user a dialog box
- C. that one or more, but not all, steps in the action offer the user a dialog box

D. that the action is currently paused in playback, waiting for a response from the user

**Answer:** C

10. You are applying an action to a group of images using the Batch command. The action contains a Save As TIFF command, with specific options chosen. You want the processed files to be saved with those options, but to be renamed.

Which two options in the Batch dialog box should you choose? (Choose two.)

- A. Batch Rename
- B. Destination: Folder
- C. Include All Subfolders
- D. Destination: Save and Close
- E. Override Action "Save As" Commands

**Answer:** AB

Visualexams.com was founded in 2006. The safer,easier way to help you pass any IT Certification exams . We provide high quality IT Certification exams practice questions and answers(Q&A). Especially Adobe, Apple, Citrix, Comptia, EMC, HP, HuaWei, LPI, Nortel, Oracle, SUN, Vmware and so on. And help you pass any IT Certification exams at the first try.

Web site: <http://www.visualexams.com>

You can reach us at any of the email addresses listed below.

E-Mail: [visualexams \(at\) hotmail.Com](mailto:visualexams@hotmail.com)